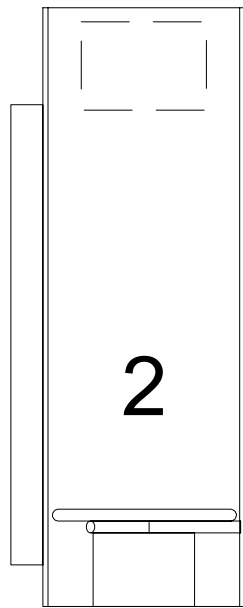
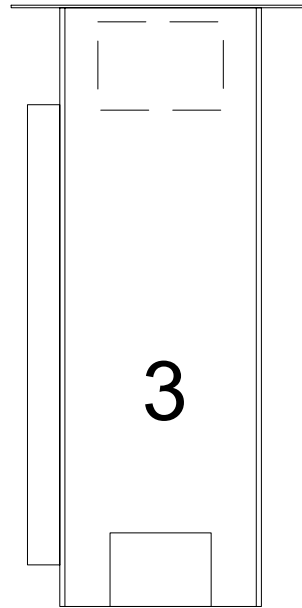


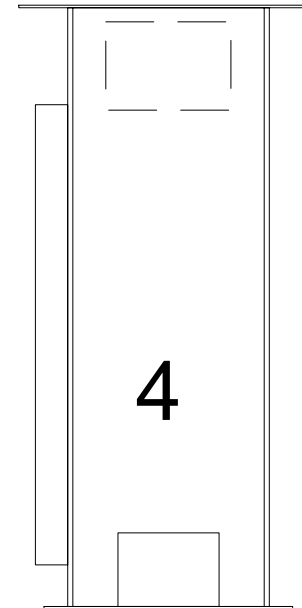
1



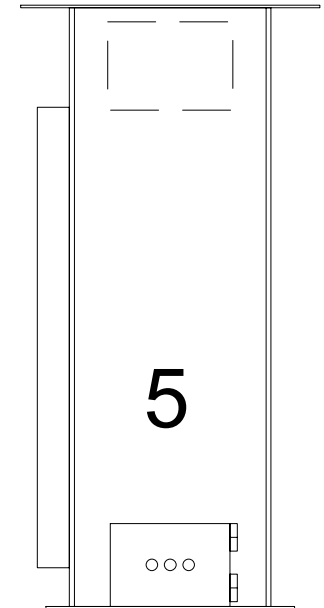
2



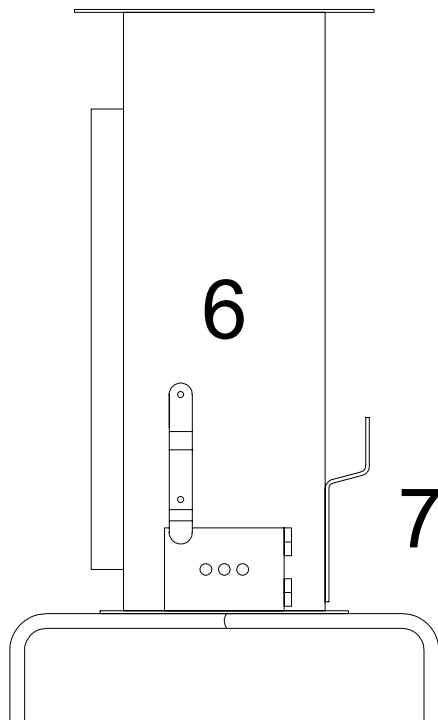
3



4



5



6

7

- 1 Weld the Grate Support level with the lower opening
- 2 Check the fit of the Grate on the Grate Support
- 3 Weld on the Top Deck
- 4 Weld on the Bottom Plate
- 5 Weld on the door hinges,
(align door bottom to the bottom plate)
- 6 Weld on the legs
- 7 Add Door handle to suit, see TJ3B-1.1-14

Assemble the stove body

Material:
219 dia O.D. steam pipe

Drawing No.
TJ3B-1.1-08

Otaş Amudī
Оташ Амудї
Vertical Fire

Model 3B
Version 1.1
8 Oct 2016

© C Pemberton-Pigott 2016