

KG5.1-v1.2-10 Door

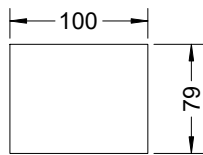

C Pemberton-Pigott

Model 5A

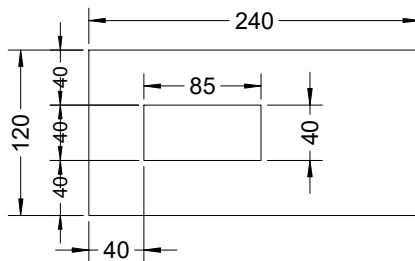
Version 1.2

10 Nov 2016

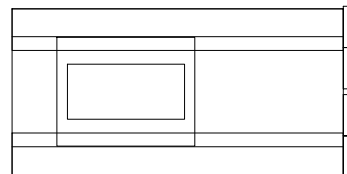
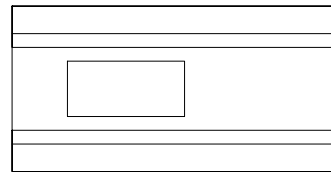
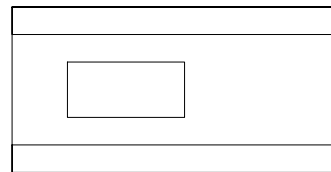
Air controller guides
2 of each



Air controller (sliding door)
Add a small handle



Door Panel



1. Place the 20mm strips at top and bottom of the door panel to act as spacers for the sliding air controller

2. Place the 30mm strips on top flush to the edges

3. Slide in the air controller and weld door-stops on each side
Add the hinges.