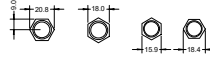


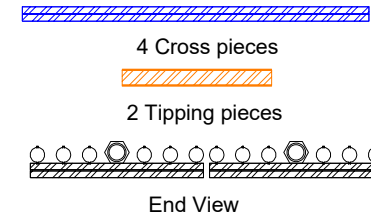
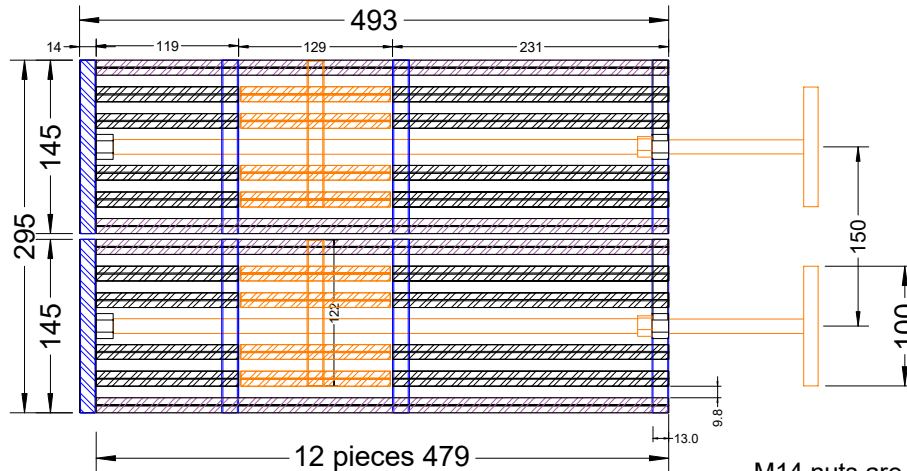
2 Tipping Grates

MN6.0.1.0.01 Tipping Grates



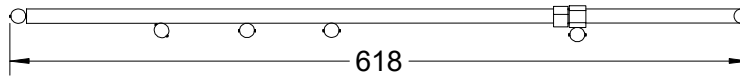
Model MN6.0
Version 1.0
2018-07-04

C Pemberton-Pigott



Assemble everything flat on the crosspieces then cut the parts that rotate.

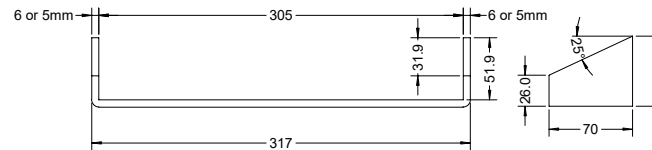

M14 nuts are drilled 12.3 dia (if necessary) and welded to the R12 shaft such that the shaft can rotate inside the M16 nut.



Grate Bars

8 crosspieces 145mm Y12
2 piece 122mm Y12
12 pieces 479mm Y12

Grate Support Bracket



2 pieces 698mm R12
2 pieces 100mm R12 Handles
4 x M14 hex nuts
2 x M16 hex nut