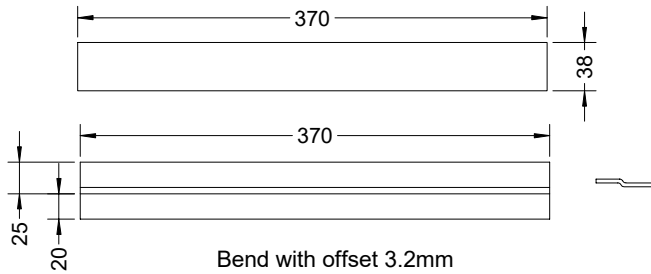
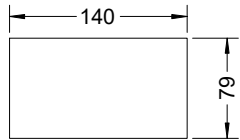


A

Air controller guides
2 of each

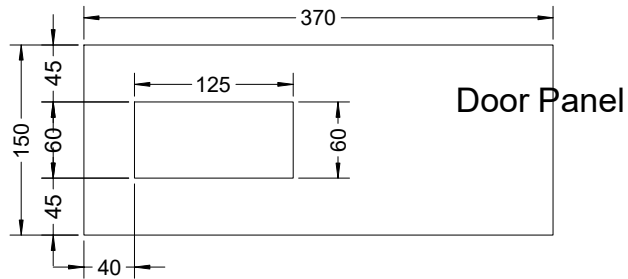


B



Air controller (sliding door)
Add a small handle

C

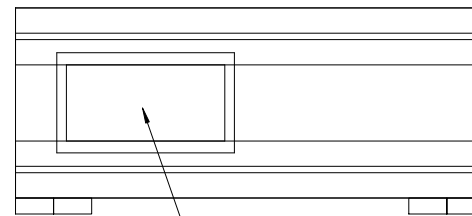
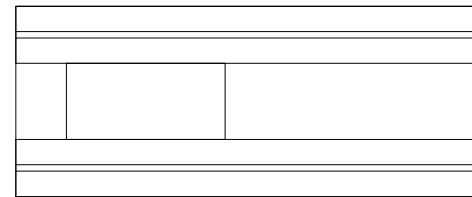


MN6.0.1.0.09 Door

Model MN6.0
Version 1.0
2018-07-04

C Pemberton-Pigott

1. Place the strips at top and bottom of the door panel
2. Slide in the air controller and weld door-stops on each side
Add the hinges.
3. Add a latch on the upper side as the door opens downwards.



Add a handle

Hinges on the bottom